

The background of the entire slide is a close-up photograph of water with numerous bubbles of various sizes. The bubbles are more concentrated in the upper half and become sparser towards the bottom. The water has a deep blue hue.

« Acqua siamo noi »
Classe 2 sez. A

I.C.S. « MAREDOLE »

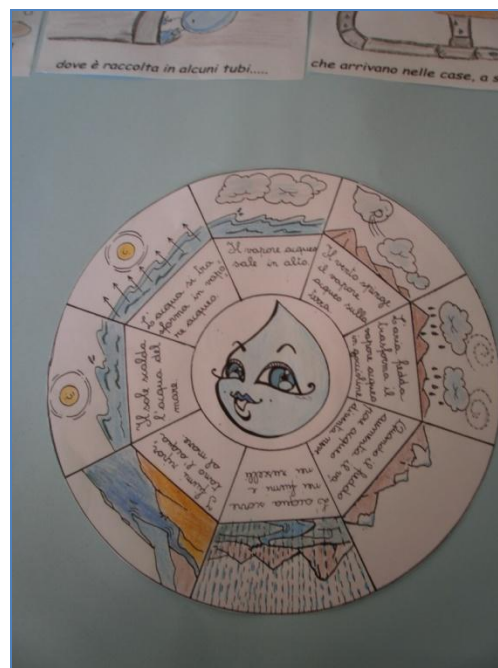



Dalla realtà.....

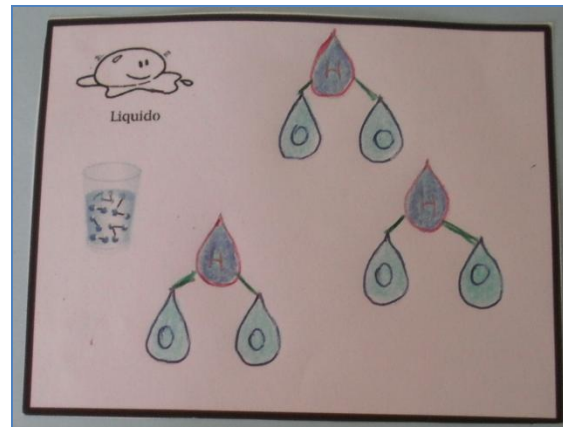
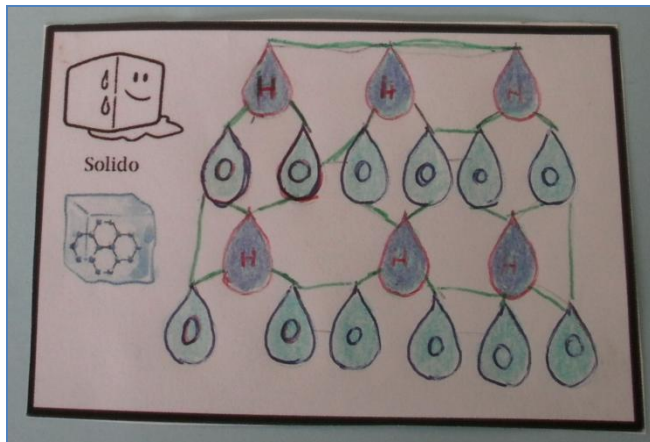


...alla rappresentazione grafico-pittorica:il lapbook





GLI STATI DELL'ACQUA

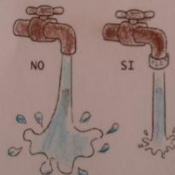


USO CORRETTO DELL'ACQUA



Non lasciare aperto
il rubinetto
quando ti insaponi

E' meglio se usi
la doccia



un frangigetto sui
rubinetti e' utile per
non sprecare acqua



Fai riparare i rubinetti
che gocciolano



Usa lavatrice
e lavastoviglie solo piene



Non esagerare
con i gavettoni



Usa lavatrice
e lavastoviglie solo piene



Non esagerare
con i gavettoni